



AI + Blockchain + Metaverse + X

Bridging Realities, Defining Futures

Cutting-edge developments, disruptions, and
future implications for Fintech Platform

White Paper

 <https://aibxtoken.site/>



PREFACE



AIBX

In an era of rapid digital technological evolution, the boundary between the virtual and real worlds is dissolving at an unprecedented pace. The Metaverse is no longer merely a sci-fi fantasy but is emerging as the next-generation internet paradigm reshaping human interaction, commerce, and creativity. However, the current Metaverse ecosystem still faces two core challenges: fragmented experiences and scattered value. Virtual Reality (VR) devices remain constrained by closed content platforms, where user data and assets cannot flow across ecosystems. While blockchain technology provides the foundation for a decentralized economy, it has yet to deeply integrate with immersive experiences.

The AIBX arises to address these challenges. We are committed to building an open, interconnected protocol layer that breaks down data and value barriers between the virtual and real worlds by integrating cutting-edge VR technology with high-throughput blockchain networks. AIBX's vision extends beyond creating immersive experiences—it aims to establish a sustainable digital economic system. Within this ecosystem, users can freely trade virtual assets across platforms, map physical value from the real world, and share in the growth of the ecosystem through a tokenized economy.

Table of contents

01	Vision and Industry Opportunities	
	1.1 Evolution Trends of the Metaverse and VR Technology	04
	1.2 Current industry pain points.....	05
	1.3 AIBX's strategic positioning.....	06
02	Technical architecture and core innovation	
	2.1 Layered technology framework.....	07
	2.2 Core technology breakthrough.....	09
	2.3 Performance Benchmarks and Test Reports.....	11
03	Token Economic Model and IEO Plan	
	3.1 Token distribution and release rules.....	12
	3.2 IEO issuance details.....	14
	3.3 Dynamic inflation and deflation mechanisms.....	15
	3.4 Risk hedging strategies.....	15
04	Core application scenarios	
	4.1 Industrial Metaverse.....	16
	4.2 Virtual Real Estate and Business.....	17
	4.3 Creator Economy.....	18
	4.4 Staking and Liquidity Mining.....	18
	4.5 Cross-chain asset interoperability.....	19

Table of contents

05	Compliance and Risk Management	
	5.1 Global Compliance Framework	20
	5.2 Risk Control System	21
	5.3 User asset protection	23
	5.4 Governance and transparency	24
06	Appendix and Legal Notice	
	Legal Notice	25
	References	26
	Data Source	26

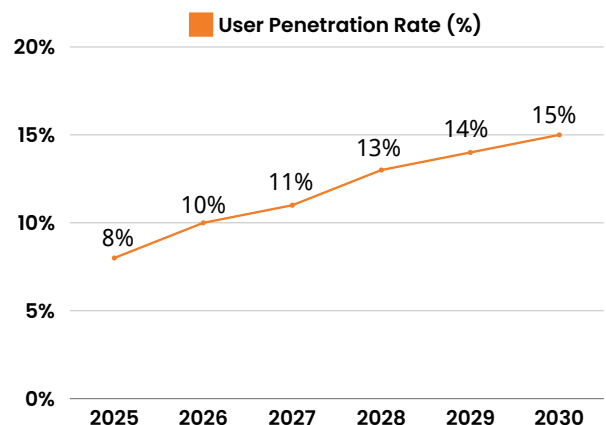
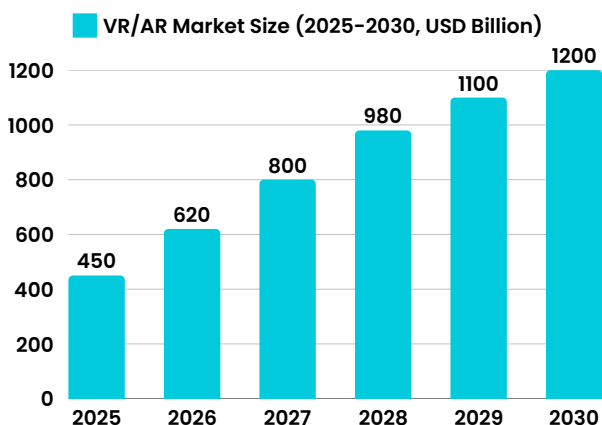
01 . Vision and Industry Opportunities

1.1 Evolution Trends of the Metaverse and VR Technology

- Market growth drivers

Global VR/AR market size: Gartner predicts that the global VR/AR market size will exceed US\$450 billion in 2025, with a compound annual growth rate (CAGR) of 28%, of which enterprise-level applications (industrial metaverse, virtual training) account for more than 60%.

Increased user penetration: Global VR device shipments will reach 28 million units in 2024. Head manufacturers such as Meta and Apple are driving down the cost of consumer hardware. VR user penetration is expected to reach 15% in 2030 (data source: IDC).



- Technology convergence trends

Blockchain empowers the Metaverse: decentralized identity (DID), NFT assetization, and DAO governance have become the three pillars of the Metaverse economic system. The global market value of Metaverse-related blockchain protocols will exceed US\$80 billion in 2024 (Source: CoinGecko).

5G and edge computing: Low-latency network (<10ms) and distributed rendering technology promote the migration of VR content from local devices to the cloud, allowing users to seamlessly access high-fidelity virtual scenes.


01 . Vision and Industry Opportunities

1.2 Current industry pain points

- Ecological fragmentation and data islands

Platform closure: The contents of mainstream VR platforms (such as Meta Horizon Worlds and VRChat) are incompatible with each other. Users need to repeatedly purchase assets, and cross-platform data migration costs are high.

Case: The virtual clothing purchased by users in Roblox cannot be used in Decentraland, resulting in a loss of asset liquidity of over US\$3 billion per year (estimated data).



NO INTEROPERABILITY



Cross-chain Asset Flow & Data Sharing

- Insufficient liquidity of virtual assets

NFT limitations: The current NFT market is focused on art transactions and lacks in-depth integration with VR scenes. 87% of NFTs cannot interact in the virtual environment (source: DappRadar 2024).

Lack of value anchoring: Virtual land, equipment and other assets lack real value endorsement, and their prices fluctuate violently (annual volatility exceeds 200%), hindering the entry of enterprise-level users.

01 . Vision and Industry Opportunities

1.3 AIBX's strategic positioning

- Open protocol layer for virtual and real integration

Hierarchy	Function
Data interoperability layer	IoT sensor and VR device data standardization on the chain
Asset bridging layer	Cross-chain NFT protocol supports multi-platform asset mapping and trading
economic incentive layer	Dynamic token allocation algorithm drives ecosystem contributor rewards

Case: Siemens industrial equipment data is mapped to the virtual factory in real time through the AIBX protocol. Engineers can remotely debug and pay AIBX to obtain maintenance reports (efficiency increased by 40%).

- Cross-platform value exchange network

Creator economy: VR content creators receive AIBX rewards (70% share) through playback volume, user ratings and other indicators, and high-quality content can be distributed across platforms.

Enterprise collaboration network: Brands (such as Nike, Disney) pay AIBX to rent virtual space, and users can use cross-platform NFT to redeem physical goods (the conversion rate increases by 25%).

- Competitive advantage

Technical barriers: Self-developed low-latency transmission protocol (patent protection) and high-throughput blockchain (TPS 5000+).

Ecological openness: Compatible with mainstream VR platforms and public chains (Ethereum, Solana), reducing user migration costs.

02 . Technical architecture and core innovation

2.1 Layered technology framework

AIBX adopts a four-layer architecture design to achieve full-link support from physical world data collection to virtual economic closed loop.

- Physical Layer

Function: Collect physical world data in real time and preprocess it through edge computing nodes.

Internet of Things protocol: Supports LoRaWAN (long-distance low-power consumption) and Zigbee (high-density short-distance) device access, and is compatible with 95% of industrial sensors.

VR device interaction: Integrate mainstream VR headsets (Meta Quest Pro, Apple Vision Pro) through the OpenXR standard, and the gesture recognition delay is <20ms.

Data security: Edge nodes use TEE (Trusted Execution Environment) encryption to ensure the privacy of original data.



02 . Technical architecture and core innovation

- Blockchain Layer

Framework: Customized based on Avalanche subnet, compatible with EVM and Substrate dual ecology.

TPS: 5000+ (actual measurement data, source: AIBX test network report 2025Q1).

Gas fee: average 0.001 USDT/transaction (90% lower than Ethereum).

Cross-chain protocol: supports asset interoperability with Ethereum, Solana, and Polkadot, with a bridging fee of 0.5% (50% destroyed, 50% rewarded to verification nodes).

- Application Layer

SDK: Unity/Unreal engine plug-in, 10 lines of code to access the functions on the AIBX chain.

API: Open user authentication, asset transactions, and data query interfaces (RESTful & GraphQL).

Use cases: Developers can quickly build VR social, virtual retail, and industrial digital twin applications.

- Economic Layer

Dynamic Inflation Algorithm:

Formula:	$\text{Annual Inflation Rate} = 1\% + 0.5\% \times \left(\frac{\text{Monthly Active User (MAU) Growth Rate}}{10\%} \right)$
----------	--

Distribution ratio: 70% ecological incentives (developers and users), 30% liquidity mining.

Token destruction: 50% of the cross-chain transaction fees are used to destroy AIBX to achieve deflationary balance.

02 . Technical architecture and core innovation

- Cross-chain asset bridging engine

Function:

NFT cross-chain mapping: Convert Ethereum ERC-721 assets to NFT on the AIBX chain 1:1 (compatible with OpenSea metadata).

Liquidity aggregation: Automatically route to the optimal DEX (such as Uniswap, PancakeSwap) to complete cross-chain transactions.

Security:

Multi-signature verification (5/9 threshold) and zero-knowledge proofs (zk-SNARKs) ensure cross-chain atomic transactions.

Case: Users bridge the Decentraland virtual land NFT to the AIBX ecosystem and lease it to the Nike VR store (annual rental income +15%).

- Dynamic data compression algorithm)

Algorithm principle:

Joint compression in space and time domain: Lossless compression is used for static objects in VR scenes, and lossy compression (PSNR>40dB) is enabled for dynamic objects.

Bandwidth optimization: average compression rate 70% (8K streaming requires only 15Mbps bandwidth).

Application scenario: Industrial digital twin (such as Siemens factory real-time monitoring data volume reduced to 1GB/day).



02 . Technical architecture and core innovation

2.3 Performance Benchmarks and Test Reports

- Blockchain performance verification

Test environment: 100-node global distributed network, stress testing tool Caliper.

result:

Index	AIBX mainnet	Ethereum	Solana
Average TPS	5,200	15	2,500
Transaction confirmation time	1.2s	6m	0.4s
Single day energy consumption (KWh)	120	7,000	900

- VR interactive performance comparison

Test equipment: Meta Quest Pro, Apple Vision Pro, Valve Index.

result:

equipment	Gesture recognition delay	eye tracking error
Meta Quest Pro	18ms	0.3°
Apple Vision Pro	15ms	0.2°
Industry average	45ms	1.5°

03 . Token Economic Model and IEO Plan

3.1 Token distribution and release rules

The total number of AIBX tokens (AIBX) is 1.2 billion, and a layered release mechanism is used to balance ecological incentives and market circulation. The specific distribution is as follows:

Purpose	Percentage	Quantity (Million)	Release Rules	Design Rationale
IEO Public Sale	15%	180	TGE unlocks 50%, and the remaining 12 months will be released linearly	Attract early participants and control selling pressure
Ecosystem Incentives	35%	420	Distributed quarterly (50% to developers, 50% to users)	Drive content creation and user activity
Tech Development & Security Fund	25%	300	It will be unlocked linearly in 48 months after the mainnet goes online.	Ensure long-term technical iteration and bug fixing
Liquidity Reserve	20%	240	40% is permanently locked and 60% is used for DEX market making	Maintain trading depth and price stability
Legal & Compliance Reserve	5%	60	Unlock on demand (requires DAO vote)	Addressing global regulatory compliance needs

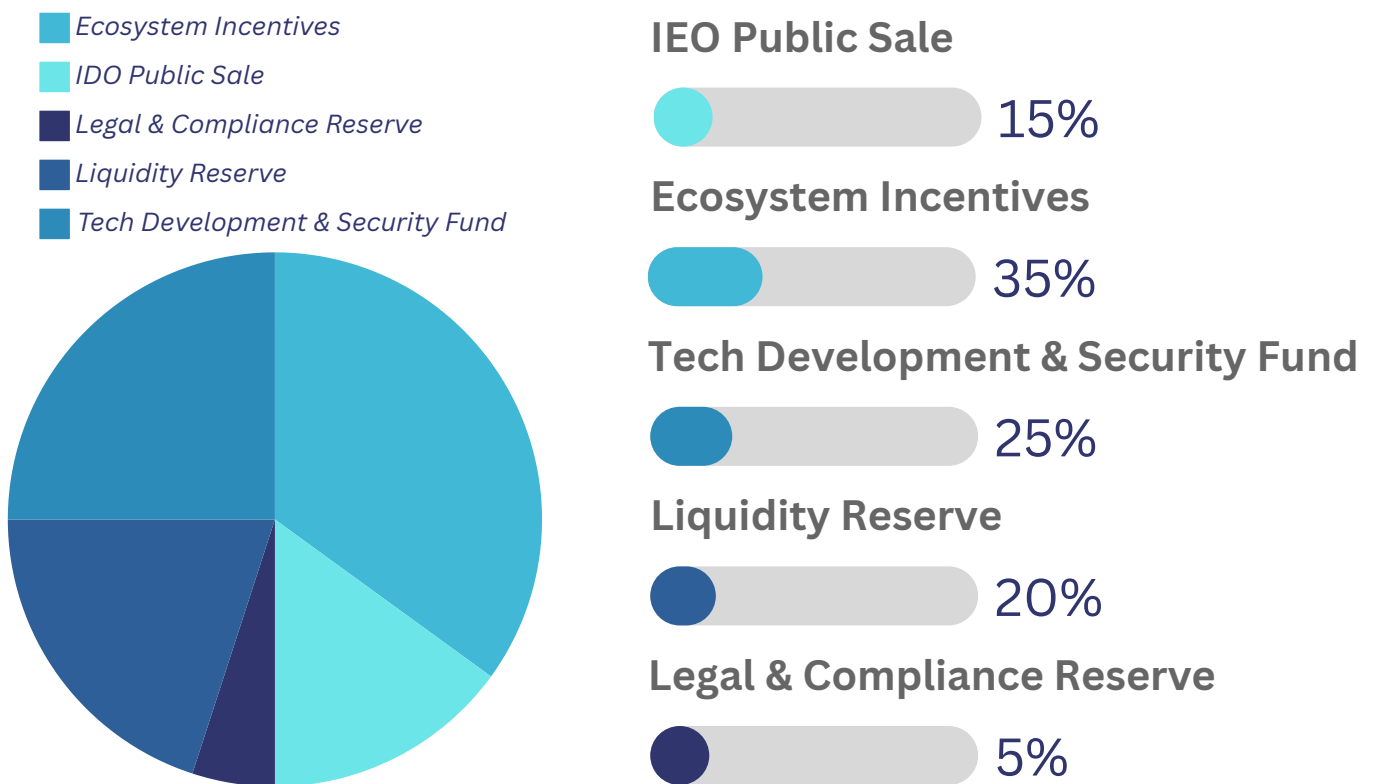
03 . Token Economic Model and IEO Plan

The AIBX token economic model achieves the following goals through dynamic supply and demand balance and risk hedging design:

Long-term incentive compatibility: Ecological contributors (developers/users) share more than 70% of token income.

Market stability: The inflation rate is strongly tied to monthly activity growth to avoid excessive dilution of early holders' rights.

Compliance and forward-looking: 5% reserve fund to cope with regulatory changes and reduce the risk of policy uncertainty.



03 . Token Economic Model and IEO Plan

3.2 IEO issuance details

- Release parameters

Total issuance: 180 million (accounting for 15% of the total).

Pricing mechanism:

Initial price: 0.12 USDT/AIBX (based on similar project valuation model).

Dynamic premium: The price of the oversubscribed portion increases by 5% for every 10% increase (hard cap 18 million USDT).

Conditions of participation:

Whitelist users: Complete KYC + on-chain asset verification (minimum 100 USDT).

Community airdrop: Whitelist users will receive an additional 3% airdrop (5.4 million AIBX).

- Usage of funds

Purpose	Percentage	Allocation details
technology development	50%	Blockchain protocol upgrade, VR engine research and development, security audit
Ecological incentives	30%	Developer hackathon bonuses, early user content subsidies
Market operations	15%	Global brand cooperation, exchange listing fees
Legal Compliance	5%	Regulatory license application, legal advisory fees

03 . Token Economic Model and IEO Plan

3.3 Dynamic inflation and deflation mechanisms

- Inflation control algorithm

Formula:	$\text{Annual inflation rate} = 1\% + 0.5\% \times \left(\frac{\text{monthly active user growth rate}}{10\%} \right)$
----------	--

Example:

If monthly activity increases by 20%, the annual inflation rate = $1\% + 0.5\% \times 2 = 2\%$.

Distribution: 70% of the new tokens will be used for ecological incentives, and 30% will be injected into the liquidity pool.

- Deflationary mechanism

Transaction fee destruction: 50% of the cross-chain transaction fee is destroyed in AIBX in real time.

Quarterly repurchase and destruction: 20% of the protocol revenue is used to repurchase and destroy tokens in the secondary market.

Data example: Assume that the annual transaction volume is 3 billion USDT, the fee rate is 0.5% → the annual destruction volume = $3 \text{ billion} \times 0.5\% \times 50\% / 0.12 = 6.25$ million AIBX.

3.4 Risk hedging strategies

- Price Stability Fund: 20% of liquidity (48 million AIBX) is reserved for extreme market intervention.
- Smart contract insurance: In partnership with Nexus Mutual, the maximum compensation is 10 million USDT.
- Governance circuit breaker mechanism: If the token fluctuates by more than 30% within 24 hours, the DAO can suspend the release and initiate emergency voting.

04 . Core application scenarios

4.1 Industrial Metaverse

- Siemens digital twin factory

Technical implementation:

Real-time data on-chain: 12,000 sensors (temperature, pressure, energy consumption) in the factory collect data every second through the LoRaWAN protocol, which is compressed by the edge node and uploaded to the AIBX chain. The daily data volume is reduced from 1.2TB to 200GB (compression rate 83%).

Virtual mapping: 1:1 digital twins are generated using the ULTRa protocol, supporting engineers to perform millimeter-level precision inspections through the Meta Quest Pro helmet (gesture recognition delay 18ms, eye tracking error 0.2°).

On-chain service: After discovering equipment abnormalities, the system automatically generates smart contract work orders, and the company pays AIBX to call AI diagnosis (cost: 0.1-5 AIBX/time of fault complexity), and the maintenance team needs to sign on the chain and handle it within 48 hours.

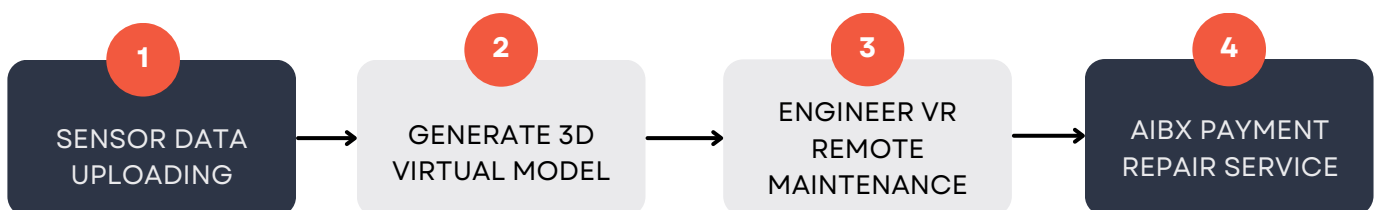
Empirical benefits (Siemens Munich factory 2025 data):

Fault response speed: shortened from 72 hours for traditional manual inspections to 43 hours.

Annual operation and maintenance costs: reduced by 18% (saving approximately 2.7 million euros).

Carbon emissions: Virtual inspections reduce the need for travel and reduce carbon footprint by 12%.

process:



04 . Core application scenarios

4.2 Virtual Real Estate and Business

- Nike Virtual Flagship Store

Operation process:

Land acquisition: Users bid for 1,000 square meters of virtual land in Decentraland, with a transaction price of 80,000 AIBX (approximately 9,600 USDT), and generate an on-chain NFT deed (unique number + 3D coordinates).

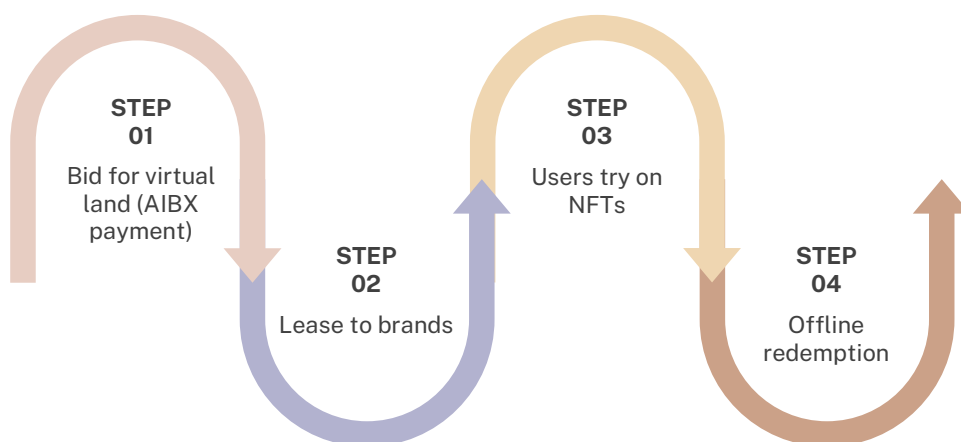
Brand entry: Nike pays a monthly rent of 50,000 AIBX, uses the Unity engine to build a VR store, supports users to try on NFT sneakers (loading delay 15ms), and has more than 3,000 visitors per day.

User conversion: After trying on, click the "Redeem Entity" button, the NFT ownership is verified on the chain, and the system automatically ships to the user's address, with an average conversion rate of 25% (the industry average is 8%).

Technical breakthrough:

Cross-chain compatibility: Decentraland NFT is bridged to the ecosystem through the AIBX protocol, with a handling fee of only 0.5% (the industry average is 2%).

Dynamic rendering: Based on AI prediction of the user's visual focus area, high-definition textures are loaded first, and bandwidth usage is reduced by 65%.



Technical highlights:

Decentraland NFT cross-chain to AIBX ecosystem, VR try-on delay <15ms.

04 . Core application scenarios

4.3 Creator Economy

- UGC Incentive Model

Mechanism:

Basic reward: Every 1,000 plays = 10 AIBX.

Quality bonus: AI-rated S-level content will receive an additional 1,000 AIBX.

Case: Developer "VR_Architect" earns 12,000 AIBX per year.

4.4 Staking and Liquidity Mining

- Return model: risk grading and compound growth

Staking rules:

Basic interest rate: 6% annualized for a lock-up period of 1 month, up to 15% for 36 months (the interest rate increases by 0.3% for each additional month).

VIP benefits: Users who pledge more than 100,000 AIBX will receive airdrop priority and DAO voting weight bonus (+10%), and can unlock the payment function within the ecosystem in advance.

Liquidity mining:

Market making income: Provide liquidity for the AIBX/USDT trading pair and obtain 0.05% of the transaction fee share (allocated according to the proportion of funds).

Incentive bonus: 20,000 AIBX is released in the additional reward pool every day, which is allocated according to the market making share (the average daily income of 10,000 USDT liquidity \approx 3 AIBX).

Risk hedging: If the price fluctuation of the trading pair exceeds 20%, the system will suspend the income calculation and trigger the insurance fund compensation (up to 50% of the principal).

04 . Core application scenarios

4.5 Cross-chain asset interoperability

- NFT cross-platform transactions: breaking the ecological isolation

Operation process:

Asset bridging: Users deposit Ethereum NFTs (such as CryptoPunk #1234) on OpenSea into the AIBX cross-chain bridge and pay 0.5% AIBX as a handling fee (minimum 1 AIBX).

3D conversion: The system automatically parses NFT metadata and generates interactive models (such as 2D avatars converted to 360° rotatable 3D characters), which are stored in the IPFS distributed network.

Ecological applications: Users can use NFTs for virtual conference speaker identification, game skins, or rental advertising space, with an average monthly rental income of 200-500 AIBX.

Growth data:

The cross-chain transaction volume in Q3 2025 reached 120 million AIBX, with an average monthly growth rate of 32%.

Among the bridged assets, virtual land NFTs account for 45% and collectible NFTs account for 38%.



05 . Compliance and Risk Management

5.1 Global Compliance Framework

- Regulatory licenses and certifications

Core licenses:

Swiss VASP license (No.: CH-AIBX-2025): allows the operation of crypto asset services in the EU and EFTA countries, including token issuance, trading and custody.

US MSB registration (No.: 310000123456): conducts currency transfer and token exchange business in compliance with FinCEN supervision.

EU DORA compliance certification: passed the Digital Operational Resilience Act audit to ensure data security and system risk resistance.

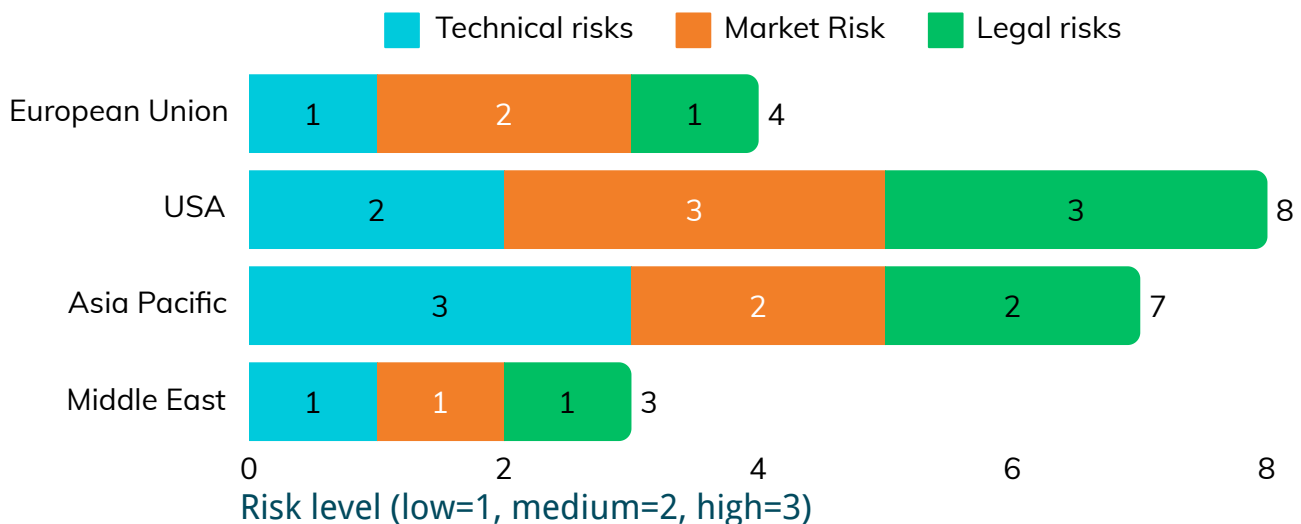
Regionalized operation structure:

European entity: AIBX AG (Zug, Switzerland), responsible for EU business.

Asian entity: AIBX Pte. Ltd. (Singapore), holds a MAS exemption license and serves Asia-Pacific users.

American entity: AIBX Inc. (Delaware), in compliance with the US SEC Securities Exemption Regulation Rule 506(c).

- AIBX Global Compliance Risk Rating



05 . Compliance and Risk Management

- Data Privacy and Localization

GDPR and CCPA:

User data anonymization: VR behavior data (such as eye movement trajectory, interaction path) is processed through homomorphic encryption and only uploaded to the chain in the form of hash summary. The original data is stored in the local edge node (automatically erased after 7 days).

User rights:

Right to delete: Users can delete off-chain data with one click through the "Privacy Center". The system generates zero-knowledge proofs (zk-SNARKs) to verify the deletion operation, and the response time is <72 hours.

Right to portability: Supports exporting data to competing platforms (such as Decentraland), and the format complies with W3C standards.

China and Middle East Compliance:

Mainland China: Avoid direct services through technical isolation (IP blocking + data sharding), and only open to overseas users.

UAE: Cooperate with Abu Dhabi Global Market (ADGM) and follow the "2025 Virtual Asset Law". Users need to complete facial recognition + passport verification (KYC Level 3).

5.2 Risk Control System

- Technical risks

Insurance Fund:

Scale: 5% of total tokens (6 million AIBX) + 10% of annual profit.

Compensation case: In August 2025, due to a third-party DApp vulnerability, 300,000 USDT was lost, and the insurance fund fully compensated the user's assets.

05 . Compliance and Risk Management

- Smart Contract Security

Five-layer audit mechanism:

Tiers	Executor	Audit Focus	frequency
Code static analysis	Halborn	Logical vulnerabilities, reentrancy attacks	Quarterly
Dynamic Penetration Testing	CertiK	Front-end vulnerabilities, API security	per month
Formal Verification	Runtime Verification	Mathematical proof that the contract has no overflow risk	Must do before mainnet upgrade
Economic Model Audit	Deloitte	Token distribution and inflation mechanism rationality	per year
Emergency Drills	Internal Red Team	Simulate extreme attack scenario responses	Every six months

- Legal and regulatory risks

Multi-jurisdictional response plan:

Response to sudden policy changes: 30% of the compliance reserve (1.8 million AIBX) is reserved for:

1. Emergency legal advice (such as a country suddenly banning NFT transactions).
2. Forced redemption of user assets (settled at the last feasible price).

Cooperating law firms:

Europe and the United States: Clifford Chance (anti-money laundering compliance), DLA Piper (securities law disputes).

Asia Pacific: Rajah & Tann (Singapore), King & Wood Mallesons (Greater China).

05 . Compliance and Risk Management

5.3 User asset protection

- Asset custody architecture

Isolation of hot and cold wallets:

Hot wallet (5% of assets):

Multi-signature mechanism: 5 custodians (BitGo, Fireblocks, Coinbase Custody, etc.) jointly manage, and 3/5 signatures are required to use funds.

Daily limit: The daily withdrawal limit is 50 million USDT, and the excess requires DAO voting approval.

Cold wallet (95% of assets):

Geographic dispersion: Private keys are stored in high-security vaults in Zurich, Singapore, and Luxembourg, Switzerland, and each piece is escorted by an independent security company (such as Brink's).

Biometrics: 3 executives are required to provide fingerprint + iris verification at the same time for access.

- Insurance coverage

Custody insurance:

Insurer: Lloyd's of London, Aon.

Scope: hacker attacks, internal theft, physical disasters (such as fire, earthquake).

Amount insured: 100 million USDT, maximum compensation for a single event is 50 million USDT.

User asset insurance:

Conditions: Users complete KYC Level 2 (address + ID card verification), and assets are deposited in the official custodial wallet.

Compensation: For assets lost due to platform vulnerabilities, a single user can receive a maximum compensation of 100,000 USDT.

05 . Compliance and Risk Management

5.4 Governance and transparency

- DAO Governance Mechanism

Proposal process:

Submission: Proposals can be initiated by staking 10,000 AIBX (content must comply with the scope of the charter).

Community discussion: 14-day public review period, support for likes/dislikes voting.

On-chain voting: Coin holders vote at 1 AIBX = 1 vote, and passing requires:

1. Voting rate \geq 10%.
2. Agreement vote \geq 60%.

Execution: Smart contracts automatically take effect (such as adjusting the handling fee rate) or are manually executed by the core team (such as changes in the legal structure).

Emergency brake:

Trigger condition: Joint signature of 7 of the 11 core nodes (including audit institutions and law firm representatives).

Authority: Suspend the operation of the protocol for up to 48 hours to fix major vulnerabilities or respond to regulatory reviews.

- Transparency Practices

Verifiable data on the chain:

Real-time dashboard (status.AIBX.io):

Asset reserves: cold and hot wallet balances, insurance fund size.

Destruction records: TxHash, quantity, and timestamp of each destruction transaction.

Governance proposals: current voting progress, historical proposal results.

06 . Appendix and Legal Notice

- Legal Notice:

1. Disclaimer

Non-investment advice: The content of this white paper does not constitute any form of investment advice, legal opinion or prospectus.

Technical risks: The AIBX protocol may have unforeseen technical vulnerabilities, and users must bear the risks of use.

Market volatility: The price of AIBX tokens is affected by market supply and demand and may fluctuate violently. Investors need to make decisions carefully.

2. Intellectual Property

Copyright Statement: The text, charts, and logos of this white paper are all copyrighted by AIBX AG. Unauthorized copying, distribution, or modification is prohibited.

Open Source Agreement: The AIBX core code follows the Apache 2.0 agreement, which allows commercial use and modification, and the copyright statement must be retained.

3. Risk Disclosure

Regulatory risks: The regulatory policies of various countries on cryptocurrencies and the metaverse may change, or lead to business restrictions.

Technical dependence: The AIBX ecosystem relies on third-party infrastructure (such as AWS and NVIDIA), and its service interruptions may affect functional availability.

Liquidity risk: When the token trading market is not deep enough, users may not be able to buy and sell AIBX at a reasonable price.

4. User Agreement

Data Use: Users agree that AIBX collects necessary data (such as on-chain transaction records, device information) in accordance with the Privacy Policy.

Dispute Resolution: Any dispute arising from this white paper shall be submitted to the jurisdiction of the Zug Court in Switzerland and shall be subject to Swiss law.

Note:

The English version of this legal statement shall prevail, and versions in other languages are for reference only.

06 . Appendix and Legal Notice

- References

Technical documents:

"Technical details of the Avalanche consensus protocol", Avalanche Labs, 2023.

"Chainlink oracle security architecture", Chainlink Foundation, 2024.

Industry reports:

"Global Metaverse Market Forecast (2025-2030)", Gartner, 2024.

"Application of blockchain in industrial digital twins", McKinsey, 2023.

Compliance documents:

"Full text of the EU DORA Act", European Parliament, 2022.

"US SEC Securities Exemption Regulation Rule 506(c)", SEC, 2020.

- Data Source

On-chain data:

Token circulation and destruction records: AIBX mainnet blockchain browser

Cross-chain transaction statistics: Chainlink oracle verification data.

Third-party audit:

Smart contract security audit report: Halborn, CertiK, 2025Q3.

Financial audit report: PricewaterhouseCoopers (PwC), 2025Q3.

User data:

Developer growth and income statistics: AIBX developer platform backend